

**The LANDSCAPE AXIS ARM**

**APPLICATIONS:**  
Path, Vegetation,  
Architectural Element  
and Statuary Lighting

**For use with Axis-TIC**

**Power Supply may be  
mounted in canopy or  
remotely as required**

**1/2" NPS fixture mount**

**Adjustable**

**61 Month Warranty**



**Description**

The LANDSCAPE AXIS ARM accessory for mounting 1 or 2 Axis-Tic fixtures.

All aluminum construction with electrochemical primer protection and powdercoat finish

Engineered specifically for Axis-TIC or other bullet fixture with 1/2" NPS mount

May be ordered for single or double fixture mount

Most RAL colors no extra charge



**SINGLE AND DOUBLE**

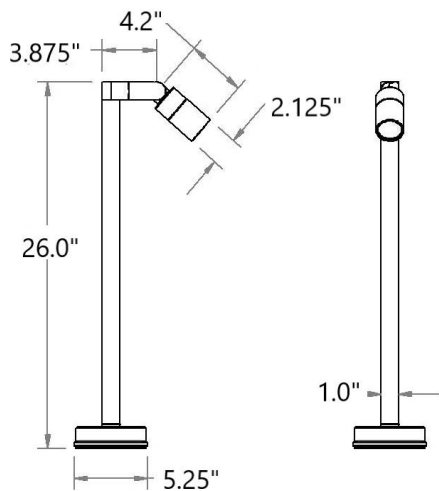
# LANDSCAPE AXIS ARM

## for LED BULLET

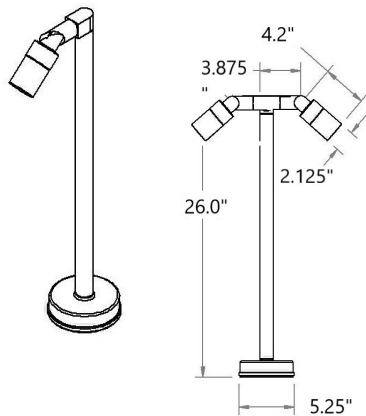
### SPECIFICATIONS

Material	6061-T6 Aluminum
Finish	Chemically electroplated primer and Powdercoated
Fasteners	Stainless steel hardware
Standard Mounting	Standard 4"0 or SG
Operating Temperature	-31F to 122F (-35C to 50C)

### DIMENSIONS




**SINGLE**



**DOUBLE**

### Ordering Guide

	# FIXTURES	FINISH	MOUNT
<b>L A A</b>	<input type="text"/>	<input type="text"/>	<input type="text"/>
	1 2	BRONZE BLACK CUSTOM (RAL)	CONCRETE STAKE



17795 SKY PARK CIRCLE, SUITE A  
IRVINE, CA 92614

**THE LED COMPANY**

SALES@LEDCOHOME.COM  
PH 949 645-2242

